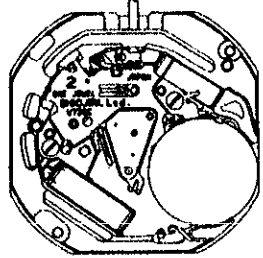



SERVICE GUIDE CAL. V735C/V736C

1. SPECIFICATIONS

Item	Cal. No.	V735C	V736C
Movement			
		The illustrations refer to Cal. V736C. (x 1.5)	
Movement size	Outside diameter	ø24.0 mm 21.5 mm between 6 o'clock and 12 o'clock sides 21.3 mm between 3 o'clock and 9 o'clock sides	
	Casing diameter	ø23.3 mm 21.5 mm between 6 o'clock and 12 o'clock sides 21.3 mm between 3 o'clock and 9 o'clock sides	
	Height	2.78 mm	
Time indication		3 hands	
Driving system		Step motor (Load compensated driving pulse type)	
Additional mechanism	Date calendar	Day/date calendar	
	Instant setting device for date calendar	Instant setting device for day/date calendar	
	Train wheel setting device		
	Electronic circuit reset switch		
	Battery life indicator		
Loss/gain		Monthly rate at normal temperature range: less than 20 seconds	
Regulation system		Nil	
Measuring gate by quartz tester		Use 10-second gate.	
Battery		SEIKO SR920SW MAXELL SR920SW SONY SR920SW MATSUSHITA SR920SW EVEREADY 371 Voltage : 1.55 V Battery life is approximately 4 years.	
Jewels		1 jewel	
After-sales servicing system		Whole movement will be replaced with a new one. (Only the circuit block is available for supply.)	

2. DISCRIMINATION OF THE HAND INSTALLATION HEIGHT

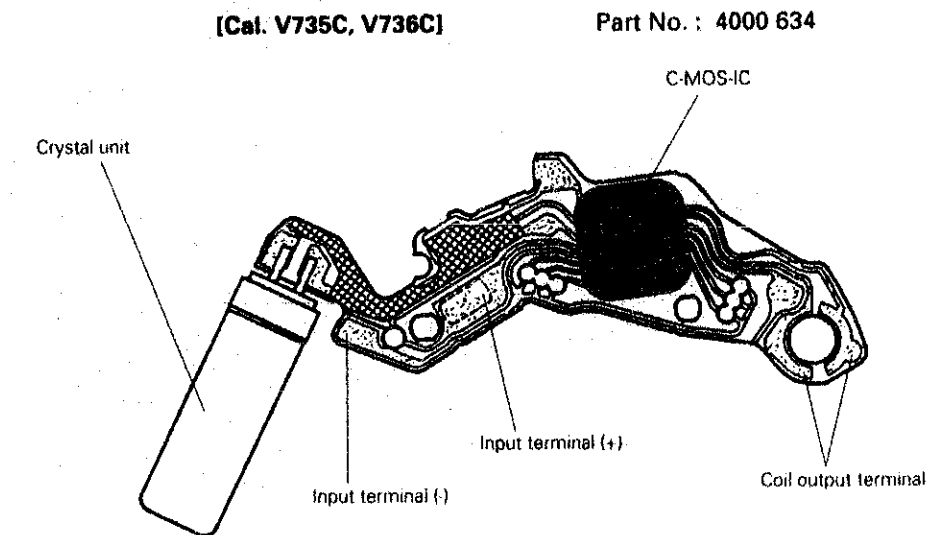
Cal. V735C and V736C watches have numerals printed on the dial and the movement to indicate the hand installation height. When repairing, refer to the table below to check the movement Ref. No. corresponding to the hand installation height.

Cal. No.	V735C	V736C
Numeral for discrimination		
2 (Standard type)	UV73520	UV73620

3. REMARKS ON THE MARK ON THE BATTERY CONNECTION (+)

The battery connection (+) is marked either "SHIOJIRI LTD" or "MORIOKA TOKEI INC". Both movements are otherwise identical and can be used interchangeably.

4. STRUCTURE OF THE CIRCUIT BLOCK



5. VALUE CHECKING

Cal. No.	V735C	V736C
Coil block resistance	1.18 KΩ ~ 1.58 KΩ	
Current consumption	For the whole movement	less than 1.2 μA
	For the circuit block alone	less than 0.28 μA

Remarks:

When the current consumption exceeds the standard value for the whole movement but is within the standard value range for the circuit block alone, the watch is generating the driving pulse for compensating for the heavy load that may be applied to the gear train, etc. In this case, overhaul and clean the movement parts and then measure current consumption for the whole movement again.