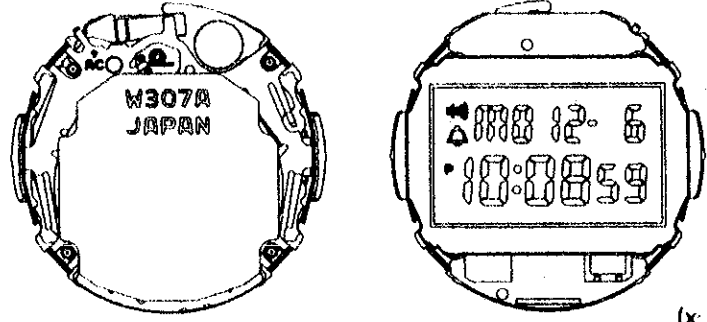


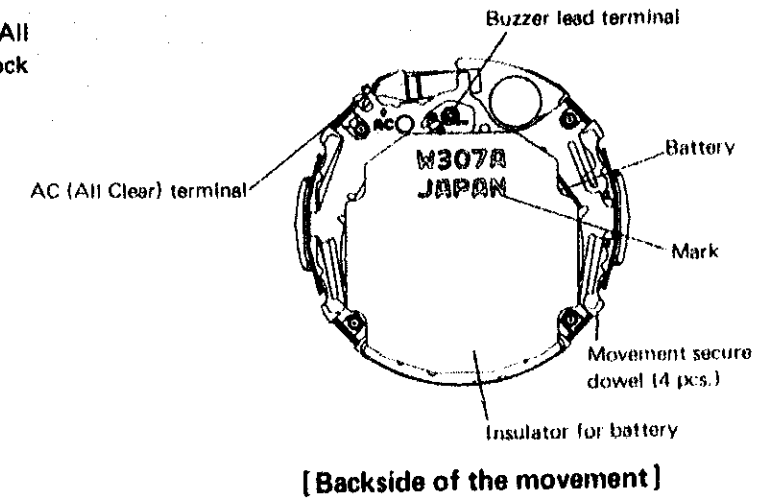
SERVICE GUIDE CAL. W307A

1. SPECIFICATIONS

Item		Cal. No.	W307A
Module			 <p style="text-align: right;">(x 1.5)</p>
Module size	Casing diameter		φ27.4 mm
	Height		4.8 mm
Display medium			Nematic Liquid Crystal, FEM (Field Effect Mode)
Liquid crystal driving system			Multiplex driving system
Display system			Time and calendar display (12-hour/24-hour indication) Alarm display (alarm time: 20 seconds) Stopwatch display (up to 60 minutes) Time/calendar setting display
Additional mechanism			Alarm test system Hourly time signal Automatic return system Full-automatic calendar Pattern segment checking system
Loss/gain			Monthly rate: Less than 20 seconds at normal temperature range
Regulation system			Nil
Measuring gate by Quartz Tester			Any gate is available.
Battery			Lithium battery SEIKO CR2016 MAXELL CR2016 SANYO CR2016 EVEREADY CR2016 MATSUSHITA BR2016 Voltage: 3.0V Battery life is approximately 7 years.

2. SYSTEM RESET AFTER REPLACING THE BATTERY

After replacing the battery, short-circuit the AC (All Clear) terminal and battery (+) surface or circuit block cover with tweezers to reset the circuit.



3. VALUE CHECKING

• Current consumption

Use the SEIKO Digital Multi Tester S-840A (with Multi Adaptor MA-40A).

Range to be used: μA

Black probe Battery connection (-)
Red probe Input terminal (+)

Result:

More than $1.7\mu\text{A}$ Defective
Less than $1.7\mu\text{A}$ Normal

Note:

Before measuring the current consumption, *reset the circuit (Fig. 2), and read the stable display. (Fig. 1)

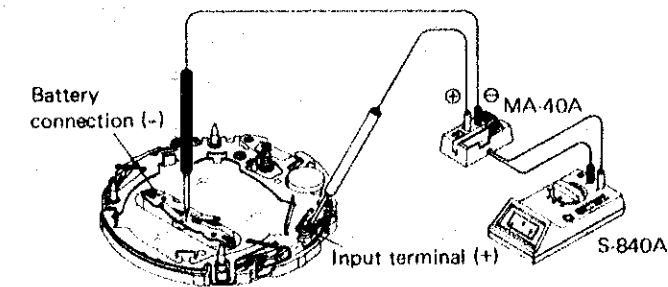


Fig. 1

* Resetting the circuit

After setting as shown in Fig. 1, short-circuit the AC (all clear) terminal and circuit block cover with tweezers as shown in Fig. 2.

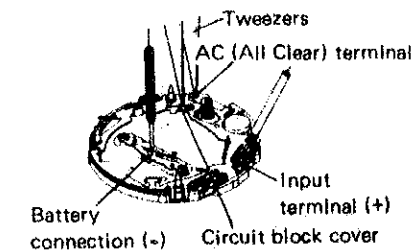


Fig. 2